



**RENAULT
PRO+**

Renault TRAFIC

Powerful, clever and dynamic



1 January 2019

The Renault Trafic: Powerful, clever and dynamic

The Renault Trafic has been specifically designed to meet your professional needs, whatever your business environment. From panel vans to crew vans and even passenger versions, we have designed the Trafic to suit you and your business needs. We offer a wide range of specialist and practical solutions to give you the ability of creating a van that suits you, with even more variations available using the Platform Cab as a base. With its stylish design, efficient engines*, Renault's latest on board technology and high levels of comfort, allow the Trafic to tick all of your boxes!





TRAFIC

40 147 100

Versatile



Panel Van

Choose from short or long wheelbase, low or high roof, glazed or panelled. Loading is made easy thanks to the low load threshold, whilst load volumes from 5.2m³ to 8.6m³ mean you'll have all the space you need.

Crew Van

Need to get tools and a team to site? The Crew Van has seating for up to 6 and can still carry the tools you need for the job.

Passenger

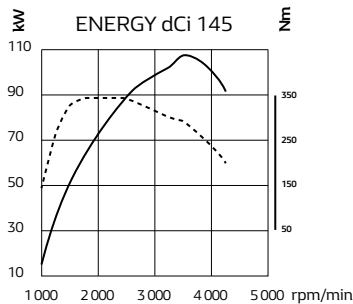
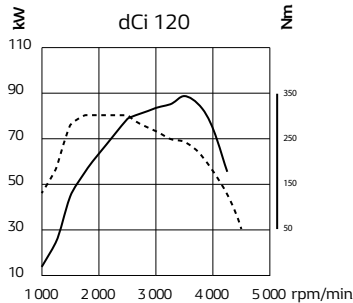
With seating for up to 9 people the Traffic Passenger is the ultimate way to transport clients, employees or the family.

		Standard Roof (SWB/LWB)	High Roof (SWB/LWB)	Crew Van (SWB/LWB)	Platform (LWB Only)
Load Volume (m ³)		5.2 / 6.0	7.2 / 8.6	3.2 / 4.0	-
Load Length (mm)		2,537 / 2,937	2,537 / 2,937	1,914 – 2,023 / 2,314 – 2,423	2,990*
Load length with load-through bulkhead (mm)		3,750 / 4,150	3,750 / 4,150	-	-
Load Height (mm)		1,387	1,898	1,387	2,700*
Wheelbase (mm)		3,098 / 3,498	3,098 / 3,498	3,098 / 3,498	3,498
Payload (kg) Diesel		1,075 – 1,280	1,158 – 1,200	980 – 1,040	1,459
Trim levels		Business, Business+, Sport, Premier Edition	Business, Business+	Business, Business+, Sport, Premier Edition	Business
Engines		95hp, 120hp, 125hp, 145hp	125hp	95hp, 120hp, 125hp, 145hp	125hp, 145hp

*reference is to overall buildable load height and load length
- is used where values are not applicable

Double your performance with our ENERGY Engines

Our engines benefit from the same technological expertise developed by the Renault Sport Formula One Team™, offering you a range of engines that combine simplicity, complexity and performance.



--- Torque (Nm)
— Power (hp)

A product of the latest generation 1.6 dCi block developed by Renault containing a variable geometry turbocharger (dCi 95 hp and dCi 120 hp) or Twin Turbo (ENERGY dCi 125 hp and ENERGY dCi 145 hp), improving fuel efficiency whilst offering a large range of engines to meet everyone's needs.

The Twin Turbo engine complete with Stop & Start technology and the regenerative braking system allows the Traffic to achieve a fuel economy of up to 47.2* (LCV) and 50.4* (Passenger), helping keep fuel costs low. Better fuel economy** and increased driving pleasure means the Traffic is a win-win!

Renault Sport Formula One Team™

Allow the technology that powers the Renault Sport Formula One Team™ to power your business!



EURO 6 and AdBlue®

Our engines feature an upgraded SCR (Selective Catalytic Reduction) system which when coupled with AdBlue® solution injections cuts harmful NO_x emissions in half**. AdBlue® is a clear, non-toxic and non-flammable water-based solution which is added downstream of the engine, meaning you still receive the maximum efficiency while reducing harmful pollutants.



*Figures are obtained for comparative purposes in accordance with EU Legislation and may not reflect real life driving results. ENERGY dCi 125. **versus Euro 5 engines

Keeping you mobile

The Renault Trafic has been specifically designed to meet your professional needs and provide you the ability to have a truly mobile office, packed with clever solutions. From tablet and smartphone cradles to hidden laptop storage to our integrated MediaNav system, we aim to keep you connected even when on the go.

Our load-through bulkhead, drivers airbag, under seat storage and air conditioning are just a few of the features available to provide you with a safe and comfortable environment.

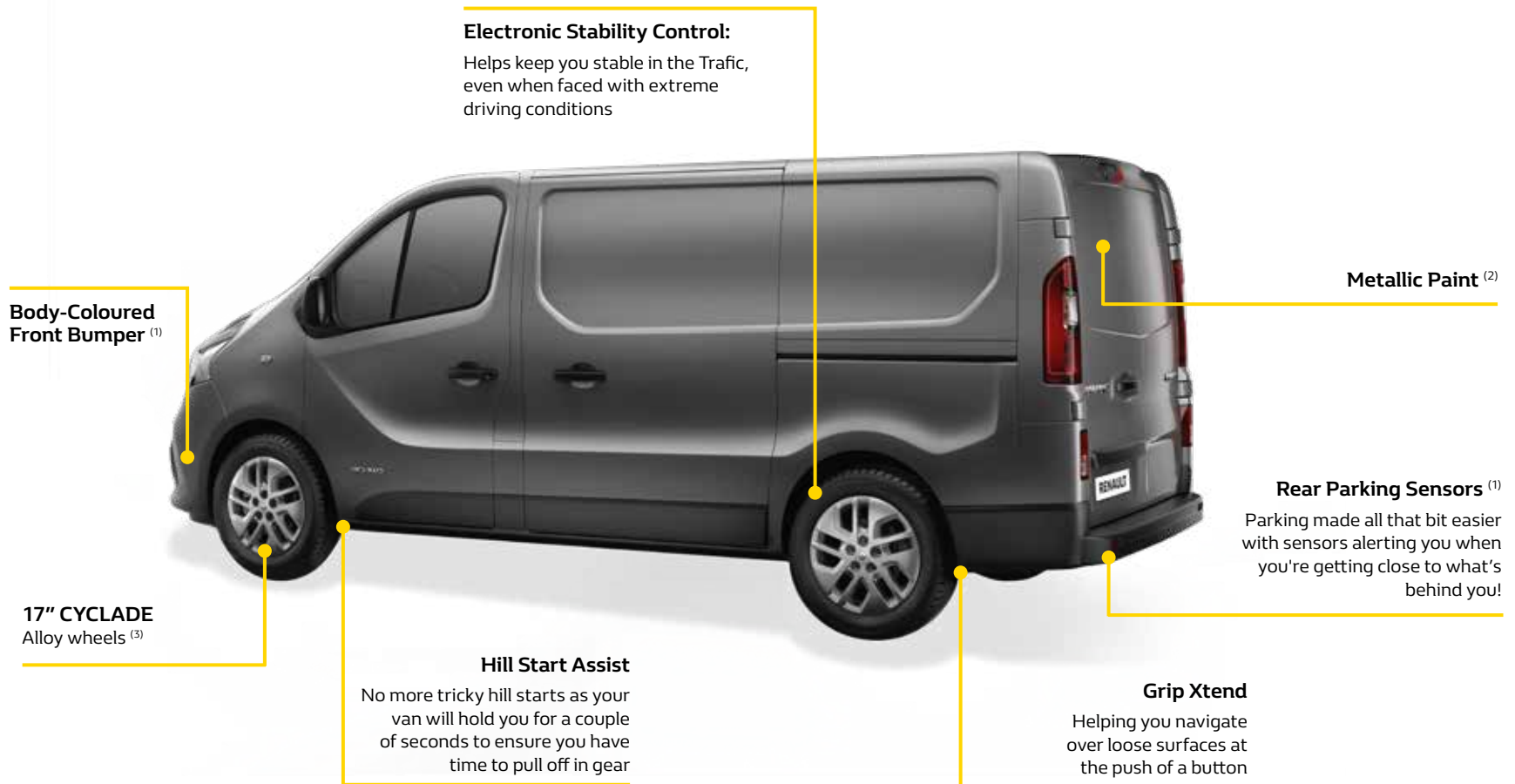


(1) standard from Business+ (2) standard from Premier Edition (3) standard on Sport (4) optional. *For compatible devices, please refer to <https://www.renault.co.uk/services/multimedia/bluetooth-compatibility.html>. **Leather is part synthetic

Our award winning innovation keeping you safe in style

Here at Renault, we offer a number of award winning, innovative features to help you travel safely, save you money and make your life easier. Whether its our Grip Xtend to help over loose surfaces or our Wide View Mirror to help you see into your blind spot, our aim is to make you safer when on the go!

In addition, all our Trafic's come standard with Electronic Stability Control to help you minimise the chance of skidding and an ECO-Mode which allows you to optimise throttle response at the push of a button!

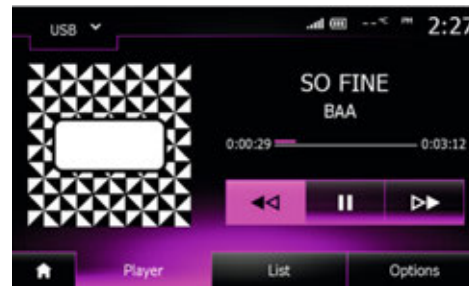


(1) standard from Business+ (2) standard from Premier Edition (3) standard on Sport (4) optional.

Keeping you connected

MediaNav

Enjoy stress free travel with Renault MediaNav infotainment system (standard on Sport Nav). The touchscreen tablet allows you access to an array of features including our navigation provided by Navteq® and a number of media sources such as DAB radio and hands free calls using Bluetooth® technology*.

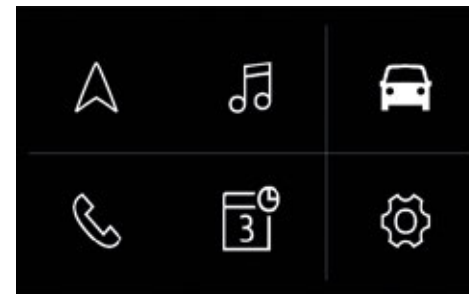


R&GO

Turn your smartphone or tablet into a touchscreen for your dashboard! R&GO includes a 3D navigation from CoPilot®+ and Eco driving score. Our Eco driving score includes a trip computer, a rev-counter and the ability to monitor your fuel consumption! Its free to download for compatible Android and iOS smartphones*



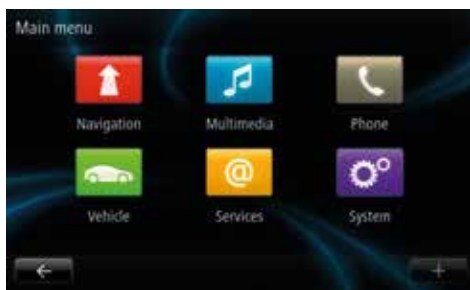
Dashboard USB is not compatible with Renault MediaNav or Renault R-Link



*For compatible devices, please refer to <https://www.renault.co.uk/services/multimedia/bluetooth-compatibility.html>. †Additional purchase required

R-Link (Optional)

Our 7" touchscreen infotainment system includes navigation with TomTom® maps (we even give you a 12 month TomTom® Live services subscription), DAB radio and your very own 'Eco Driving Coach' giving you handy tips to improve your driving style. With R-Link you also have the ability to download apps from the R-Link Store and can control the system from the screen, steering wheel controls or even voice command!



Main menu with 6 icons
Discover the six available menus: navigation, multimedia, telephone, vehicle information, services and applications, system settings.



Touchscreen navigation system
With TomTom® maps and a 12 months subscription to LIVE services.



Multimedia*
DAB/FM/AM tuner, connect devices via USB, AUX sockets or Bluetooth®.



Reverse parking camera system (additional option)
Reverse parking system with rear parking cameras enables you to park safely and accurately. The image is displayed in the R-link screen (when installed) with guidance aids.



Vehicle information
The "Eco Driving" coach gives you handy tips to improve your driving style and reduce your fuel consumption.



Voice control*
Set your destination, call a contact or launch an application, all hands free, with voice control.

*For compatible devices, please refer to <https://www.renault.co.uk/services/multimedia/bluetooth-compatibility.html>
Connecting a mobile phone to use Bluetooth® should only be done when the car is parked safely. Use of the system should always be in accordance with the rules of The Highway Code. Drivers should only use the system when it is safe to do so. Drivers should be aware of the potential for hands-free technology to distract attention from the road, which could impact on having full control of the vehicle

Helping you make the most of your space



The Renault Trafic has been developed to help deliver clever storage solutions, giving you a more practical loading area. Its load through bulkhead goes all the way under the passenger bench seat, allowing you that extra room to carry items up to 4.15 meters in length (on our LWB versions). There's the added option of a clever internal roof rack (only on SWB versions) and a large number of anchorage points (up to 18 on the LWB). The Trafic has been intelligently designed to offer you endless possibilities!

Our numerous Trafic variants have been designed to provide you with loading volumes which are as spacious as ever – 5.2m³ on the SWB, 6m³ on the LWB and up to 8.6m³ on high roof variants. This means with the Trafic you can carry 3 Euro pallets in the SWB version!

*SWB only



Load through bulkhead flap is magnetised to fix easily and securely in place (standard from Business+)



Interior roof rack : SWB (L1) only (accessory)



16 anchorage rings as standard on SWB, 18 on LWB versions



Ready4Work by Sortimo



For professionals that need to store tools and equipment, the Ready4Work by Sortimo system arrives at your dealer fully fitted so you can get straight to work. The storage is designed specifically for Renault, so no drilling into the vehicle floor is required.



Traffic near side Basic block



Traffic near side Standard block



Traffic near side Premium block



Traffic off-side Basic block



Traffic off-side Standard block



Traffic off-side Premium block

You can pick and choose from a variety of solutions, with racking on one side or both sides. For full details of what is available, please refer to the LCV Accessories brochure or ask your local dealer. The range is designed to provide professionals with a durable racking system suitable for the storage of a wide range of tools, components and accessories.

Construction:

- All shelves are made of steel with a load capacity of 60kg each.
- Features aluminum uprights with integrated lashing system (Prosafe system).
- Ready4Work comes with a 9mm thick protective floor with integrated anchorage points.
- The protective floor is resistant to soil and water, easy to clean, extremely scratch proof and impact-resistant
- Aluminum strips protect the door sills.



Sport+ pack

It's the dynamic and robust lines that give your Trafic its distinctive design. With its Brand Identity front grille, prominent Renault diamond, slender and expressive headlights and protective wraparound front bumper, your Trafic is sure to give off a stylish yet practical image.

To complement these features, the Sport+ pack accessory is available featuring:

- Front and rear spoilers with design cues from our Renault Sport range
- Front fog light surrounds
- LED Daytime Running Lights
- Side steps / bars
- Decal striping designed to fit the contours of the Trafic van

These all come together to create a stylish van which stands out from the crowd on the road.



Images show Sport+ pack on SWB, If ordered on a LWB decal may appear differently than depicted above.

Exclusions: the rear spoiler is not compatible with the tailgate option.

The New Trafic Premier Edition – Join the Elite

Presenting the new Trafic Premier Edition! Created to celebrate Renault's new football television partnership, this Special Edition Van is the cream of the crop when it comes to bringing it home. Its 17" Black CYCLADE Alloy wheels contribute to an enjoyable and comfortable ride, while its intelligent and innovative design allows the new Trafic Premier Edition to carry up to 6.0m³ of cargo, so you can carry all your goods with ease. With a rear view camera, R-Link Infotainment System and many more features as standard, the new Trafic Premier Edition will surely raise your standards when it comes to vans! So give others the Red card and win the league with the new Trafic Premier Edition.



DASHCAM WITH ADAS FEATURES INCLUDE:

- Equipped with Advanced Parking Mode
- Lane Departure Warning
- 3M Pixels Video Recording
- Built in G-Sensor
- Forward Collision Warning
- Departure Delay Warning

Increasing your safety – Power Traction

Renault Pro+ are excited to offer the Trafic with the option of Power Traction. Featuring a mechanical Limited Slip Differential (LSD) diverting up to 75% drive power to the wheel with the greatest traction. This is coupled with underbody protection, raised ground clearance and mud and snow tyres all from our partners at Poclairn®.



Standard features

BUSINESS



16" DELOS wheel trims



MUSCADE trim



THE BASICS

- Electric front windows
- 80-litre fuel tank
- 20-litre AdBlue® tank
- Door mirrors – heated with electric adjustment and external temperature sensors
- ESC (Electronic Stability Control) with Hill Start Assist and Grip Xtend
- Alarm
- ABS with EBD (Electronic Brake force Distribution)
- Electronic immobiliser
- Remote central locking (2 button key)
- Deadlocking
- 4 disc brakes
- Passenger bench seat

MAKING YOUR JOURNEY COMFORTABLE

- Closed glove box
- Driver's seat with armrest – height adjustable, lumbar adjustment
- Adjustable steering wheel

WHAT YOUR VAN LOOKS LIKE

- 16" DELOS wheel trims
- Unglazed left side loading door
- Unglazed, 180° rear doors
- Roof bar fixings*

KEEPING YOU CONNECTED

- 2x15W DAB radio with AUX input, Bluetooth® and USB connectivity**
- Trip computer – multifunctional
- Eco mode function
- 12V power socket (front)

PROTECTING YOU AND YOUR LOAD

- Anchorage points: 16 for SWB and 18 for LWB
- Full steel bulkhead*
- Spare wheel with anti-theft spare wheel holder

CREW VAN ADDS

- 2nd row 3 passenger bench seat
- Glazed left and right side loading doors
- Plastic side panels up to windows
- Glazed bulkhead

Standard features

BUSINESS+ (additional equipment to Business)



16" DELOS wheel trims



MUSCADE trim



MAKING YOUR JOURNEY COMFORTABLE

- Manual air conditioning with pollen filter
- Passenger bench seat with under seat storage

WHAT YOUR VAN LOOKS LIKE

- Body-coloured front bumper, door rail and rear tail light column**

PROTECTING YOU AND YOUR LOAD

- Full steel bulkhead with load-through facility*
- Wide View Mirror (blind spot mirror in passenger sun visor)
- Rear parking sensors

KEEPING YOU CONNECTED

- Mobile Office – fold down middle passenger bench seat, with detachable A4 clipboard and laptop storage*
- Smartphone cradle^

Standard features

SPORT NAV (additional equipment to Business+)



17" CYCLADE alloy wheels



JAVA trim



MAKING YOUR JOURNEY COMFORTABLE

- Leather steering wheel **
- Electric front windows – driver's side one-touch descending
- Premium dashboard with closable upper dashboard storage
- Cruise control with speed limiter

WHAT YOUR VAN LOOKS LIKE

- Metallic paint
- Body coloured door mirrors, brilliant black, high gloss logo surrounds and premium chrome grille
- 17" CYCLADE alloy wheels

PROTECTING YOU AND YOUR LOAD

- Automatic headlights and wipers
- Front fog lights

KEEPING YOU CONNECTED

- MediaNav 7" touchscreen multimedia and navigation system
- DAB radio with Bluetooth®, USB socket, AUX input and 2x20W speakers†

CREW VAN ADDS

- 2nd row 3 passenger seat with two dividing armrests
- Individual seats with ISOFIX (left and right seats) and underseat storage in the 2nd row
- Left and right side loading doors glazed with opening windows

Standard features



PREMIER EDITION (additional equipment to Sport Nav)



BLACK 17" CYCLADE alloy wheels



JAVA trim



- Rear View Camera
- Front Facing DashCam with ADAS
- R-Link Infotainment system, TomTom® Navigation, MP3 player and Bluetooth®
- Body coloured side mouldings
- Premier Edition Decals
- Black 17" CYCLADE Wheels

Colours



BAMBOO GREEN ⁽¹⁾
DPA



GLACIER WHITE ⁽¹⁾
369



PANORAMA BLUE ⁽²⁾
J43



COPPER BROWN ⁽²⁾
CNH



MOLE GREY ⁽¹⁾
KPF



MAGMA RED ⁽¹⁾
NNS



OYSTER GREY ⁽²⁾
KNG



JET BLACK ⁽²⁾
D68



MERCURY ⁽²⁾
D69



STONE ⁽²⁾
HNK

(1) Non metallic paint
(2) Metallic paint

	Bamboo Green DPA	Glacier White 369	Panorama Blue J43	Copper Brown CNH	Mole Grey KPF	Magma Red NNS	Oyster Grey KNG	Jet Black D68	Mercury D69	Stone HNK
Business / Business+	●	●	○	○	●	●	○	○	○	○
Sport Nav	●	●	●	●	●	●	●	●	●	●
Premier Edition	●	●	●	●	●	●	●	●	●	●

● = Standard (therefore no cost) ○ = Optional - = Not available

Wheels



16" DELOS WHEELS



17" CYCLADE ALLOY WHEELS



17" BLACK CYCLADE ALLOY WHEELS

	Panel Van, Crew Van			Passenger	
	Business/ Business+	Sport Nav	Premier Edition	Business	Sport Nav
16" DELOS wheels	●	-	-	●	●
17" CYCLADE alloy wheels	-	●	-	-	-
17" Black alloy wheels	-	-	●	-	-

Upholstery



MUSCADE TRIM



JAVA TRIM

Panel Van, Crew Van and Passenger Vehicles	Business/ Business+	Sport Nav	Premier Edition
MUSCADE trim	●	-	-
JAVA trim	-	●	●

●= Standard (therefore no cost) ○= Optional - = Not available

Key information

For prices, please refer to the Renault Van Price Guide available at your local dealer and on www.renault.co.uk

TRAFIC PANEL VAN

VERSIONS	HP	CO ₂ (g/km) [†]	Combined fuel consumption (mpg) [†]	Load Volume (m ³)	Payload [^] (kg)
BUSINESS					
SL27 dCi 95	95	170	43.6	5.2	1,075
SL27 dCi 120	120	170	43.6	5.2	1,075
SL27 ENERGY dCi 125	125	155	47.2	5.2	1,077
SL29 dCi 120	120	170	43.6	5.2	1,235
SL29 ENERGY dCi 125	125	155	47.2	5.2	1,237
SH29 ENERGY dCi 125	125	175	41.5	7.2	1,158
LL29 dCi 120	120	170	43.6	6.0	1,280
LL29 ENERGY dCi 125	125	155	47.2	6.0	1,280
LH29 ENERGY dCi 125	125	178	40.9	8.6	1,200
BUSINESS+					
SL27 dCi 120	120	170	43.6	5.2	1,075
SL27 ENERGY dCi 125	125	155	47.2	5.2	1,077
SL29 dCi 120	120	170	43.6	5.2	1,235
SL29 ENERGY dCi 125	125	155	47.2	5.2	1,237
SH29 ENERGY dCi 125	125	175	41.5	7.2	1,158
LL29 dCi 120	120	170	43.6	6.0	1,280
LL29 ENERGY dCi 125	125	155	47.2	6.0	1,280
LH29 ENERGY dCi 125	125	178	40.9	8.6	1,200
SPORT NAV					
SL27 dCi 120	120	170	43.6	5.2	1,075
SL27 ENERGY dCi 125	125	155	47.2	5.2	1,077
SL27 ENERGY dCi 145	145	160	46.3	5.2	1,077
SL29 dCi 120	120	170	43.6	5.2	1,235
SL29 ENERGY dCi 125	125	155	47.2	5.2	1,237
SL29 ENERGY dCi 145	145	160	46.3	5.2	1,237
LL29 dCi 120	120	170	43.6	6.0	1,280
LL29 ENERGY dCi 125	125	155	47.2	6.0	1,280
LL29 ENERGY dCi 145	145	160	46.3	6.0	1,280
PREMIER EDITION					
SL27 dCi 120	120	170	43.6	5.2	1,075
SL27 ENERGY dCi 125	125	155	47.2	5.2	1,077
SL27 ENERGY dCi 145	125	160	46.3	5.2	1,077
LL29 dCi 120	120	170	43.6	6.0	1,280
LL29 ENERGY dCi 125	125	155	47.2	6.0	1,280
LL29 ENERGY dCi 145	145	160	46.3	6.0	1,280

Key information

TRAFIC CREW VAN

VERSIONS	HP	CO ₂ (g/km) [†]	Combined fuel consumption (mpg) [†]	Load Volume (m ³)	Payload [^] (kg)
BUSINESS - 6 SEATS					
SL27 dCi 95	95	170	43.5	3.2	980
SL27 dCi 120	120	170	43.5	3.2	980
SL27 ENERGY dCi 125	125	155	47.9	3.2	980
LL29 dCi 120	120	174	42.2	4.0	1,040
LL29 ENERGY dCi 125	125	159	46.3	4.0	1,040
BUSINESS+ - 6 SEATS					
SL27 dCi 120	120	170	43.5	3.2	980
SL27 ENERGY dCi 125	125	155	47.9	3.2	980
LL29 dCi 120	120	174	42.2	4.0	1,040
LL29 ENERGY dCi 125	125	159	46.3	4.0	1,040
SPORT NAV - 6 SEATS					
SL27 dCi 120	120	170	43.5	3.2	980
SL27 ENERGY dCi 125	125	155	47.9	3.2	980
SL27 ENERGY dCi 145	145	160	46.3	3.2	980
LL29 dCi 120	120	174	42.2	4.0	1,040
LL29 ENERGY dCi 125	125	159	46.3	4.0	1,040
LL29 ENERGY dCi 145	145	164	44.8	4.0	1,040
PREMIER EDITION - 6 SEATS					
SL27 dCi 120	120	170	43.5	3.2	980
SL27 ENERGY dCi 125	125	155	47.9	3.2	980
LL29 dCi 120	120	174	42.2	4.0	1,040
LL29 ENERGY dCi 125	125	159	46.3	4.0	1,040
LL29 ENERGY dCi 145	145	164	44.8	4.0	1,040

TRAFIC PLATFORM CAB

VERSIONS	HP	CO ₂ (g/km) [†]	Combined fuel consumption (mpg) [†]	Load Volume (m ³)	Payload [^] (kg)
BUSINESS					
LL29 ENERGY dCi 125	125	178	40.9	-	1459
LL29 ENERGY dCi 145	145	178	40.9	-	1459

[†] Official fuel consumption figures are produced for comparison purposes and are measured according to the European Regulation 692/2008 and may not reflect real life driving results. These figures are specific for a vehicle type and not for a single vehicle. Real world fuel (actual) consumption can vary as the fuel efficiency of a vehicle is influenced by driving behaviour, weather and road conditions. The use of technical equipment for example air conditioning, can also effect the fuel consumption.

For further information, please visit the Vehicle Certification Agency web site www.vca.gov.uk. For more information on CO₂ banding and Company Van Tax Benefit in Kind go to www.renault.co.uk

[^] Payload equals the Maximum Operating Mass (Gross Vehicle Mass or GVW) less the Kerb Mass. Kerb Mass is the weight of the complete vehicle including coolant, oil, a 90% full fuel tank, a 100% full AdBlue tank, spare wheel and jack, but excluding driver and crew. All Kerb Masses, and therefore Payloads quoted are subject to a 5% manufacturing tolerance and are based on the base level model. Any additional equipment added (options or accessories), or the selection of a higher trim level, could result in a higher Kerb Mass and a reduced Payload, and may increase CO₂ and decrease MPG figures.

Equipment and options

	BUSINESS			BUSINESS+			SPORT NAV		PREMIER EDITION		PLATFORM CAB
	Panel		Crew	Panel		Crew	Panel	Crew	Panel	Crew	CAB
	Low roof	High roof	Low roof	Low roof	High roof	Low roof	Low roof	Low roof	Low roof	Low roof	
THE BASICS											
Airbag - front passenger with deactivation	o	o	o	o	o	o	o	o	o	o	o
Airbag - front lateral, curtain and front passenger with deactivation ⁽⁵⁾	o	o	o	o	o	o	o	o	o	o	o
Coat hooks x2 - (load area, on bulkhead)	o	o	-	o	o	-	o	-	o	-	-
Conversion interface box	o	o	o	o	o	o	o	o	o	o	o
Rear tail light column and door rail - body coloured ⁽⁴⁾	o	-	o	-	-	-	-	-	-	-	o
Smoker pack	o	o	o	o	o	o	o	o	o	o	o
Without spare wheel	o	o	o	o	o	o	o	o	o	o	o
KEEPING YOU AND YOUR LOAD SAFE											
Automatic headlights and wipers ⁽⁶⁾	o	o	o	o	o	o	●	●	●	●	o
Front fog lights	o	o	o	o	o	o	●	●	●	●	o
Interior side panels - load area ⁽⁸⁾	o	o	●	o	o	●	o	●	o	●	-
Plylining - reinforced resin coated plywood floor	o	o	-	o	o	-	o	-	o	-	-
Plylining - resin coated plywood floor	o	o	-	o	o	-	o	-	o	-	-
Plylining - sides and resin coated plywood floor	o	o	-	o	o	-	o	-	o	-	-
Plylining - sides and reinforced resin coated plywood floor	o	o	-	o	o	-	o	-	o	-	-
Power Traction ⁽⁹⁾	o	-	o	o	-	o	-	-	-	-	-
Tyre pressure monitoring system	o	o	o	o	o	o	o	o	o	o	o
Wide view mirror	o	o	o	●	●	●	●	●	●	●	-
KEEPING YOU CONNECTED											
12V power socket in load area	o	o	o	o	o	o	o	o	o	o	-
2x15W DAB radio with Bluetooth, AUX input and USB socket ^{(7) (10)}	o	o	o	o	o	o	-	-	-	-	o
MediaNav multimedia system: 7" touchscreen, Navteq navigation, DAB/FM/AM tuner, 2x20W speakers, Bluetooth [®] hands-free calls, USB and AUX sockets ^{(3) (10)}	o	o	o	o	o	o	●	●	o	o	o
NO MediaNav or Renault R-Link 7" touch screen satellite navigation	●	●	●	●	●	●	-	-	-	-	●
Renault R-Link multimedia and satellite navigation system: 7" touch screen with 2x20W radio including AUX input, Bluetooth [®] , USB socket and DAB (includes 12 months free TomTom [®] LIVE services) compatible with Android Auto [™] ^{(3) (10) (11)}	o	o	o	o	o	o	o	o	●	●	o
Smartphone cradle ⁽²⁴⁾	o	o	o	●	●	●	●	●	●	●	o
Tablet cradle ^{(12) (23)}	o	o	o	o	o	o	-	-	-	-	o
TMC Traffic Information ⁽¹³⁾	o	o	o	o	o	o	●	●	o	o	o
TomTom live services and R-Link connectivity: 36 month subscription ⁽¹⁴⁾	o	o	o	o	o	o	o	o	o	o	o
Western Europe map upgrade for MediaNav ⁽¹³⁾	o	o	o	o	o	o	o	o	o	o	o
Western Europe map upgrade for R-LINK ⁽¹⁴⁾	o	o	o	o	o	o	o	o	o	o	o
MAKING YOUR JOURNEY COMFORTABLE											
Climate control ^{(2) (15) (25)}	o	o	o	o	o	o	o	o	o	o	o
Cruise control with speed limiter	o	o	o	o	o	o	●	●	●	●	o
Electric front windows - driver's side one-touch descending	o	o	o	o	o	o	●	●	●	●	o
Engine speed limiter (56mph/90kmh or 62mph/100kmh or 68mph/110kmh)	o	o	o	o	o	o	o	o	o	o	o
Heated driver's and heated passenger seat ^{(16) (17)}	o	o	o	o	o	o	o	o	o	o	o
Heated driver's seat with non heated passenger 2 seat bench ^{(16) (17)}	o	o	o	o	o	o	o	o	o	o	o
Manual air conditioning with pollen filter ⁽²³⁾	o	o	o	●	●	●	●	●	●	●	o
Power take off - engine with specific wiring	o	o	-	o	o	-	o	-	o	-	o
Rear parking camera ^{(4) (15)}	o	-	o	o	-	o	o	o	●	●	-
Rear parking sensors	o	o	o	●	●	●	●	●	●	●	-
Single passenger's seat - height and lumbar adjustment with armrest ^{(9) (17) (18)}	o	o	o	o	o	o	o	o	o	o	o
Steering wheel - leather ⁽¹¹⁾	o	o	o	o	o	o	●	●	●	●	o
Comfort Pack ⁽¹⁹⁾ : 2nd row of passenger seat with two dividing armrests, individual seats with ISOFIX (left and right seats) and underseat storage, left and right side loading doors - glazed with opening windows)	-	-	o	-	-	o	-	●	-	●	-
Luxe Pack ⁽¹⁹⁾ : (3 individual interior roof mounted spotlights for the 2nd row, 2x15w roof mounted speakers for the 2nd row, the reclining ability of the 2nd row of seats, 2 x Sunblind's)	-	-	-	-	-	-	-	o	-	o	-

	BUSINESS			BUSINESS+			SPORT NAV		PREMIER EDITION		PLATFORM CAB
	Panel		Crew	Panel		Crew	Panel	Crew	Panel	Crew	Low roof
	Low roof	High roof	Low roof	Low roof	High roof	Low roof	Low roof	Low roof	Low roof		
WHAT YOUR VAN LOOKS LIKE											
16" DELOS Wheel Trims	●	●	●	●	●	●	○	○	○	○	●
17" CYCLADE alloy wheels ⁽⁴⁾ ⁽²⁰⁾	○	-	○	○	-	○	●	●	●	●	○
All-weather tyres ⁽²¹⁾	○	○	○	○	○	○	○	○	○	○	○
Extra tinted windows ⁽⁴⁾ ⁽²²⁾ ⁽²⁶⁾	○	○	○	○	○	○	○	○	○	○	-
Front bumper, rear tail light column and door rail - body coloured ⁽⁴⁾	○	-	○	●	-	●	-	-	-	-	○
Metallic paint	○	○	○	○	○	○	●	●	●	●	○
Tow bar (13 pin plug, 9 wired)	○	○	○	○	○	○	○	○	○	○	-

● = Standard (therefore no cost) ○ = Optional - = Not available NCO = No Cost Option

(1) Renault highly recommends to take a front passenger airbag with a single passenger seat (2) Not available with Hands-free keycard when ordered on dCi 95 OR dCi 120 variants (3) For list of compatible Bluetooth devices visit <https://www.cdn.renault.com/content/dam/Renault/master/Services/multimedia/compatibilite-bluetooth/liste-compatibilite-bluetooth-r-link.pdf> (4) Not available on high roof versions (5) Lateral airbags not available with passenger bench seat - curtain airbag only (6) Must be taken with front fog lights (7) Not available with Renault MediaNav OR Renault R-Link (8) Not available with plying (9) Not available with Alloy wheels or All weather tyres (10) Not available with Digital tachograph (11) Must be taken with cruise control (12) Not available with 2x15W DAB radio & CD player with AUX input, Bluetooth and USB socket OR Renault MediaNav OR Renault R-Link (13) Must be taken with MediaNav multimedia system (14) Must be taken with Renault R-Link (15) Must be taken with electric front windows - driver's side one-touch with automatic headlights and wipers and with fog lights (16) Not available with load through bulkhead or mobile office and must be taken with a single passenger seat (17) Must be taken with front lateral & curtain airbag and front passenger airbag (18) Not available with load through bulkhead or mobile office (19) Only available on Crew Van versions (20) Not compatible with All-weather tyres (21) Not available with 17" Alloy Wheels (22) Must be taken with either glazed tailgate or glazed rear doors (23) (Supports tablets 125mm to 265mm in width) (24) (Supports phones up to 115mm in height and up to 59mm in width) (25) Manual Air Conditioning and Climate Control cannot be ordered together (26) Not compatible with non heated rear screen

Doors, windows and bulkheads

BUSINESS / BUSINESS+ / SPORT NAV / PREMIER EDITION

KEYS

Key - 2 button with single door opening	○
Key - Hands-free key card ⁽¹⁾ ⁽²⁾	○
Key - 3 button with selective opening ⁽²⁾	○
Key - 3 button with selective opening and single door opening ⁽²⁾	○
Key - additional (third)	○

DOORS AND WINDOWS

	PANEL	CREW
Left Side loading Door - unglazed	●	-
Right Side loading door - unglazed	○	-
Glazing for Left & Right side loading doors with non opening windows	○	●
Opening windows for Left & Right glazed side loading doors (both) ⁽³⁾	○	○
Rear Quarter Panels - glazed	○	○
Rear doors - 180° unglazed	●	●
Rear doors - 180° glazed	○	○
Rear doors - 180° glazed, heated with rear wipers	○	○
Rear doors - 270° unglazed - LWB only	○	○
Rear doors - 270° glazed - LWB only ⁽⁴⁾	○	○
Rear tailgate - glazed, heated with rear wipers	○	○

Glazed Rear doors must be taken with a glazed bulkhead (bulkhead can be up/down graded please see the bulkhead section) Crew Vans have a glazed bulkhead as standard. You are unable to glaze only one side loading door

BULKHEADS

	BUSINESS	BUSINESS+ / SPORT NAV / PREMIER EDITION
Full Steel Bulkhead	●	●
Full Steel Bulkhead with load through & mobile office	○	●
Delete Bulkhead	○	○

Crew Vans have a glazed bulkhead as standard & are not compatible with the load through, mobile office or delete bulkhead options

GLAZING

	PANEL	CREW
Glazing for current bulkhead	○	●

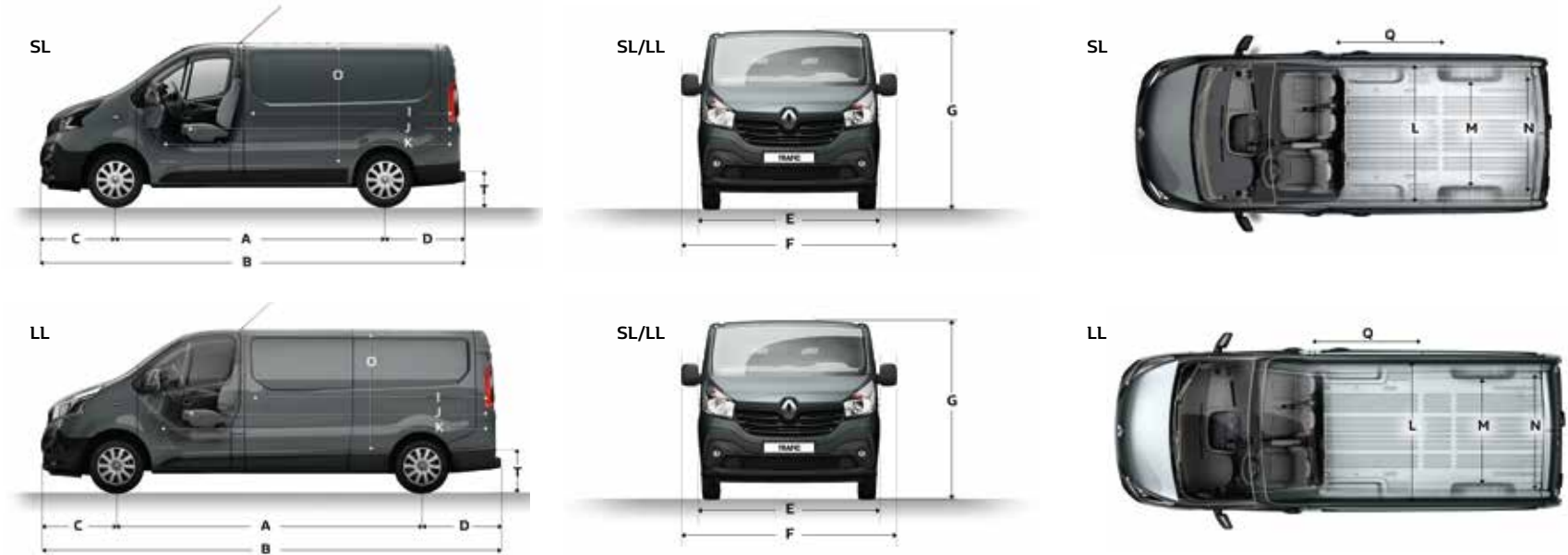
● = Standard (therefore no cost) ○ = Optional .

(1) Incompatible with Climate control when ordered on dCi 95 OR dCi 120 variants OR high roof variants (2) Must be taken with electric front windows - driver's side one-touch descending (3) Must be taken with glazed side loading doors

(4) Not compatible with rear heated windows or wipers

Dimensions

STANDARD ROOF



DIMENSIONS (MM)	SL27 & SL29	LL29
Load volume (m ³)	5.2	6.0
A Wheelbase	3,098	3,498
B Overall length	4,999	5,399
C Front overhang	933	933
D Rear overhang	968	968
E Overall width (without door mirrors)	1,956	1,956
F Overall width (with door mirrors)	2,283	2,283
G Overall height (unladen)	1,971	1,971
Ground clearance	160	160
I Cargo area length at floor	2,537	2,937
J Cargo area length with load-through facility	2,950	3,350
K Cargo area length with load-through facility into footwell	3,750	4,150
Width*height of the load through facility hatch	510*222	510*222
L Maximum loading area width	1,662	1,662
M Width between wheel arches	1,268	1,268
N Opening Width	1,391	1,391
Height of rear doors	1,320	1,320
O Headroom	1,387	1,387
Sliding door width (useable)	988 (907)	(988) 907
Q Sliding door opening width (maximum)	1,030	1,030
Height of side door opening	1,284	1,284
Rear door width - top	1,368	1,368
T Loading sill height (unladen)	552	552

WEIGHTS (KG)	SL27		SL29		LL29	
	dCi 95 & dCi 120	ENERGY dCi 125 & ENERGY dCi 145	dCi 95 & dCi 120	ENERGY dCi 125 & ENERGY dCi 145	dCi 95 & dCi 120	ENERGY dCi 125 & ENERGY dCi 145
Gross Vehicle Weight	2,800	2,820	2,960	2,980	3,030	3,040
Gross Train Weight	4,800	4,820	4,960	4,980	5,030	5,040
Maximum Payload [^]	1,075	1,077	1,235	1,237	1,280	1,280
Kerb Weight	1,725	1,743	1,725	1,743	1,750	1,760
1° axle kerb weight (Kg)	1,088	1,106	1,088	1,106	1,123	1,133
2° axle kerb weight (Kg)	637	637	637	637	627	627
Max Weight on front axle	1,585	1,585	1,585	1,585	1,585	1,585
Max Weight on rear axle	1,650	1,650	1,650	1,650	1,650	1,650
Braked trailer capacity	2,000	2,000	2,000	2,000	2,000	2,000
Unbraked trailer capacity	750	750	750	750	750	750

[^]Payload equals the Maximum Operating Mass (Gross Vehicle Mass or GVW) less the Kerb Mass. Kerb Mass is the weight of the complete vehicle including coolant, oil, a 90% full fuel tank, a 100% full AdBlue tank, spare wheel and jack, but excluding driver and crew. All Kerb Masses, and therefore Payloads quoted are subject to a 5% manufacturing tolerance and are based on the base level model. Any additional equipment added (options or accessories), or the selection of a higher trim level, could result in a higher Kerb Mass and a reduced Payload, and may increase CO₂ and decrease MPG figures



Dimensions

HIGH ROOF



DIMENSIONS (MM)

	SH29	LH29
Load volume (m ³)	7.2	8.6
A Wheelbase	3,098	3,498
B Overall length	4,999	5,399
C Front overhang	933	933
D Rear overhang	968	968
E Overall width (without door mirrors)	1,956	1,956
F Overall width (with door mirrors)	2,283	2,283
G Overall height	2,495	2,495
Ground clearance	160	160
I Cargo area length at floor	2,537	2,937
J Cargo area length with load-through facility	2,950	3,350
K Cargo area length with load-through facility into footwell	3,750	4,150
Width*height of load through facility hatch	510*222	510*222
L Maximum loading area width	1,662	1,662
M Width between wheel arches	1,268	1,268
N Opening Width	1,391	1,391
Height of rear doors	1,820	1,820
O Headroom	1,898	1,898
Sliding door opening width (useable)	988 (907)	988 (907)
Q Sliding door opening width (maximum)	1,030	1,030
Height of side door opening	1,284	1,284
Rear door width - top	1,368	1,368
T Loading sill height (unladen)	552	552

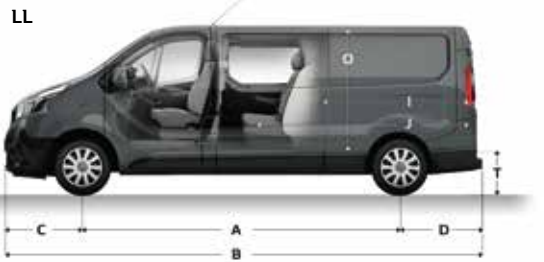
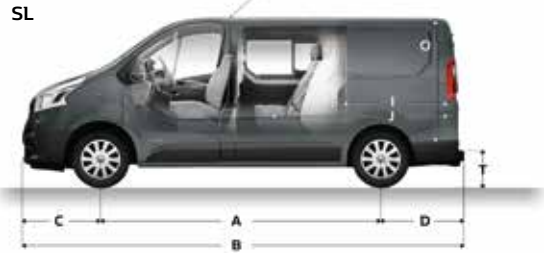
WEIGHTS (KG)

	SH29	LH29
Gross Vehicle Weight	2,980	3,070
Gross Train Weight	4,980	5,070
Maximum Payload [^]	1,158	1,200
Kerb Weight	1,822	1,870
1° axle kerb weight (Kg)	1,125	1,155
2° axle kerb weight (Kg)	697	715
Max Weight on front axle	1,585	1,585
Max Weight on rear axle	1,650	1,650
Braked trailer capacity	2,000	2,000
Unbraked trailer capacity	750	750

[^]Payload equals the Maximum Operating Mass (Gross Vehicle Mass or GVW) less the Kerb Mass. Kerb Mass is the weight of the complete vehicle including coolant, oil, a 90% full fuel tank, a 100% full AdBlue tank, spare wheel and jack, but excluding driver and crew. All Kerb Masses, and therefore Payloads quoted are subject to a 5% manufacturing tolerance and are based on the base level model. Any additional equipment added (options or accessories), or the selection of a higher trim level, could result in a higher Kerb Mass and a reduced Payload, and may increase CO₂ and decrease MPG figures.

Dimensions

CREW VAN



DIMENSIONS (MM)

	SL27	LL29
Load volume (m ³)	3.2	4.0
A Wheelbase	3,098	3,498
B Overall length	4,999	5,399
C Front overhang	933	933
D Rear overhang	968	968
E Overall width (without door mirrors)	1,956	1,956
F Overall width (with door mirrors)	2,283	2,283
G Overall height (unladen)	1,971	1,971
Ground clearance	160	160
I Cargo area length at 400mm from the floor	1,419	1,819
J Cargo area length at floor	1,914-2,023	2,314-2,423
K Maximum loading area width	1,662	1,662
L Width between wheel arches	1,268	1,268
M Opening Width	1,391	1,391
Height of rear doors	1,320	1,320
O Headroom	1,387	1,387
Q Width of side loading door	1,030	1,030
Height of side door opening	1,284	1,284
Rear door width - top	TBC	TBC
T Loading sill height (unladen)	552	552

SL27

LL29

WEIGHTS (KG)

	dCi 95 dCi 120	ENERGY dCi 125 & dCi 145	dCi 95 & dCi 120	ENERGY dCi 125 & dCi 145
Gross Vehicle Weight	2,825	2,835	2,940	2,950
Gross Train Weight	4,825	4,835	4,940	4,950
Maximum Payload [^]	980	980	1,040	1,040
Kerb Weight	1,845	1,855	1,900	1,910
1° axle kerb weight (Kg)	1,125	1,135	1,176	1,186
2° axle kerb weight (Kg)	720	720	724	724
Max Weight on front axle	1,585	1,585	1,241	1,251
Max Weight on rear axle	1,650	1,650	844	844
Braked trailer capacity	2,000	2,000	2,000	2,000
Unbraked trailer capacity	750	750	750	750

[^]Payload equals the Maximum Operating Mass (Gross Vehicle Mass or GVW) less the Kerb Mass. Kerb Mass is the weight of the complete vehicle including coolant, oil, a 90% full fuel tank, a 100% full AdBlue tank, spare wheel and jack, but excluding driver and crew. All Kerb Masses, and therefore Payloads quoted are subject to a 5% manufacturing tolerance and are based on the base level model. Any additional equipment added (options or accessories), or the selection of a higher trim level, could result in a higher Kerb Mass and a reduced Payload, and may increase CO₂ and decrease MPG figures.

Dimensions

PLATFORM CAB



DIMENSIONS (MM)

LL29

Wheelbase	3,498
Maximum overall buildable length	5,538
Maximum buildable load length	2,990
Front overhang	933
Buildable rear overhang	1,107
Overall width (without door mirrors)	1,956
Overall buildable height	2,700
Ground clearance	160
Width between wheel arches	1,268
Loading sill height at rear (unladen)	552
Height	1,953

WEIGHTS (KG)

LL29

ENERGY dCi 125 & ENERGY dCi 145

Gross Vehicle Weight	3,000
Gross Train Weight	5,000
Maximum Payload [^]	1,459
Kerb Weight	1,541
1° axle kerb weight (Kg)	1,133
2° axle kerb weight (Kg)	408
Max Weight on front axle	1,585
Max Weight on rear axle	1,650
Braked trailer capacity	2,000
Unbraked trailer capacity	750

[^]Payload equals the Maximum Operating Mass (Gross Vehicle Mass or GVW) less the Kerb Mass. Kerb Mass is the weight of the complete vehicle including coolant, oil, a 90% full fuel tank, a 100% full AdBlue tank, spare wheel and jack, but excluding driver and crew. All Kerb Masses, and therefore Payloads quoted are subject to a 5% manufacturing tolerance and are based on the base level model. Any additional equipment added (options or accessories), or the selection of a higher trim level, could result in a higher Kerb Mass and a reduced Payload, and may increase CO₂ and decrease MPG figures.

Technical Specifications

	dCi 95	dCi 120	ENERGY dCi 125	ENERGY dCi 145
Emissions level				Euro 6
Type mine	4FL002, 4FL013, 4FL019	3FL003, 3FL013, 3FL019	2FL003, 2FL013, 2FL019	1FL103, 1FL113, 1FL119
Max number of seats	3			
Warranty	3 years - 100,000 miles warranty		3 years road side assistance	
ENGINE				
Engine type	R9M H4 70 KW	R9M H4 89 KW	R9M D4 92 KW	R9M D4 107 KW
Engine capacity	1598			
Injection type	Common Rail			
Fuel type	Diesel			
Stop&Start with Energy Smart Management	N/A	N/A	Standard	Standard
Number of cylinders	4			
Number of valves	16			
Bore / Stroke (mm)	80 * 79.5			
Particules Filter	Yes (on engine)	Yes (on engine)	Yes (underbody)	Yes (underbody)
Max engine power (at rpm)	70 (95) at 3,500 rpm	88 (120) at 3,500 rpm	92 (125) at 3,500 rpm	107 (145) at 3,500 rpm
Max torque Nm (at rpm)	260 (1,500)	300 (1,500)	320 (1,500)	340 (1,500)
Fuel tank capacity (litres)	80			
GEARBOX				
Type	Manual : PF6			
Number of Forward Gears	6			
Vehicle speeds (Mph) at 1000 rpm: in 1st gear	6.63	6.63	7.02	6.75
Vehicle speeds (Mph) at 1000 rpm: in 2nd gear	12.39	12.39	13.95	13.42
Vehicle speeds (Mph) at 1000 rpm: in 3rd gear	19.97	19.97	22.75	21.89
Vehicle speeds (Mph) at 1000 rpm: in 4th gear	30.7	30.7	33.03	31.78
Vehicle speeds (Mph) at 1000 rpm: in 5th gear	39.17	39.17	42.62	41.0
Vehicle speeds (Mph) at 1000 rpm: in 6th gear	50.43	50.43	53.47	51.45
Reverse	7.12	7.12	8.01	7.71
STEERING				
Power assisted steering	Standard			
Turns lock-to-lock (PAS)	3.2			
Ø Turning circle between kerbs (m)	Short wheelbase : 11.84 Long wheelbase : 13.17			
Ø Turning circle between walls	Short wheelbase : 12.4 Long wheelbase : 13.73			
DRIVE TRAIN				
Type	Front wheel drive			
TYRES				
Tyre size (standard)	205/65 R16C 107/105T ENERGY dCi 145 engines : 215/65 R16C 106/104T			
Tyre size (with 17" alloy wheels 'Cyclade') - Standard on Sport versions, optional otherwise	215/60 R17C 109/107T			
BRAKING SYSTEM				
Servobrake: Single (S), Double (D) - ø (")	S 11"			
Front: plain disc (DP), Vent disc (DV) ø (mm)	DV: Ø 296x28 - Mono-piston Ø 60			
Rear: drum (T), plain disc (DP), Vent disc (DV) ø (mm)	DP: Ø 280x12 - Mono-piston Ø 41			
PERFORMANCE				
Maximum speed mph (km/h)	95 (154)	103 (166)	108 (174)	112 (181)
Acceleration 0-62 mp/h (seconds)	15.4	12.6	11.9	10.9
SERVICING INTERVALS				
Service Intervals	25,000 miles / 2 years			

† Official fuel consumption figures are produced for comparison purposes and are measured according to the European Regulation 692/2008 and may not reflect real life driving results. These figures are specific for a vehicle type and not for a single vehicle. Real world fuel (actual) consumption can vary as the fuel efficiency of a vehicle is influenced by driving behaviour, weather and road conditions. The use of technical equipment for example air conditioning, can also effect the fuel consumption. For further information, please visit the Vehicle Certification Agency web site www.vca.gov.uk. For more information on CO₂ banding and Company Car & Van Tax Benefit in Kind go to www.renault.co.uk



TRAFIC



Trafic Passenger

With seating for up to 9 people, the Trafic Passenger provides the ultimate way for you to transport clients, employees or your family! The long wheelbase versions allow you room for suitcases, tools or even the family dog. In addition, the Trafic Passenger Sport Nav is equipped to move you and your passengers in style, whilst making your journey easier with a range of on-board technology.



Standard features

BUSINESS



16" DELOS wheel trims



MUSCADE trim



THE BASICS

- Electric front windows
- 80-litre fuel tank
- 20-litre AdBlue tank
- Driver and front passenger airbag
- ESC (Electronic Stability Control) with Hill Start Assist and Grip Xtend
- ABS with EBD (Electronic Brake force Distribution)
- Tyre pressure monitoring system
- Electronic Immobiliser
- Remote central locking (2 button key)
- Deadlocking
- Alarm pre-wiring (See Accessories for Alarm)
- 4 disc brakes

MAKING YOUR JOURNEY COMFORTABLE

- 3rd row of passenger seat, removable
- Closed glove box
- Drivers seat with armrest – height and lumbar adjustable
- Steering wheel – reach and rake adjustable
- Parcel shelf
- Front passenger bench seat with under seat storage

WHAT YOUR VAN LOOKS LIKE

- 16" DELOS wheel trims
- Left and right side loading doors – glazed and glazed rear quarter panels
- Door mirrors – heated with electric adjustment and external temperature sensor
- Rear tailgate – glazed, heated with rear wipers

KEEPING YOU CONNECTED

- 2x15W DAB radio with AUX input, Bluetooth® and USB connectivity**
- Trip computer – multifunctional
- Eco mode function
- 12V power socket (front)

KEEPING YOU AND YOUR PASSENGERS SAFE

- 2nd row of 3 passenger seats, outer seats with ISOFIX points
- Spare wheel with anti-theft spare wheel holder (SWB Only)
- 2 ISOFIX points for 2nd row, outer seats
- Seatbelts – 3 point height-adjustable seatbelts with pretensioners and load limiters

Standard features

SPORT NAV (additional equipment to Business)



16" DELOS wheel trims



JAVA trim



MAKING YOUR JOURNEY COMFORTABLE:

- Manual air conditioning with pollen filter
- Leather steering wheel**
- Premium dashboard with closable upper dashboard storage
- Electric front windows – driver's side one touch descending
- Cruise control and speed limiter

WHAT YOUR VAN LOOKS LIKE

- Metallic paint
- Body coloured front bumper, door rail, rear tail light column and door mirrors, brilliant black, high gloss logo surrounds and premium, chrome grille
- Left and right side loading doors – glazed with opening windows

KEEPING YOU CONNECTED

- Renault MediaNav 7" touchscreen multimedia and navigation system
- 2x20W speaker DAB radio with Bluetooth®, USB socket and AUX input*
- Smartphone cradle

PROTECTING YOU AND YOUR PASSENGERS

- Automatic headlights and wipers
- Front fog lights
- Rear parking sensors

Key information

For prices, please refer to the Renault Van Price Guide available at your local dealer and on www.renault.co.uk

TRAFIC PASSENGER

VERSIONS

	HP	CO ₂ (g/km) [†] NEDC-BT V-HIGH	Combined fuel consumption (mpg) [†]
BUSINESS			
SL27 dCi 120 MY18	120	166	39.8 - 40.4
LL29 dCi 120 MY18	120	166	39.8 - 40.4
SPORT NAV			
SL27 dCi 120 MY18	120	166	39.8 - 40.4
LL29 dCi 120 MY18	120	166	39.8 - 40.4

[†]WLTP figures shown are for comparability purposes; only compare figures with vehicles tested to the same technical procedures. Actual real world driving results may vary depending on factors such as weather conditions, driving styles, vehicle load or any accessories fitted after registration. WLTP is a new test used for fuel consumption and CO₂ figures however until April 2020 the CO₂ figures are based on the outgoing (NEDC) test cycle which will be used to calculate vehicle tax on first registration. Please visit renault.co.uk/configure for WLTP figures for any selected options.



Equipment and options

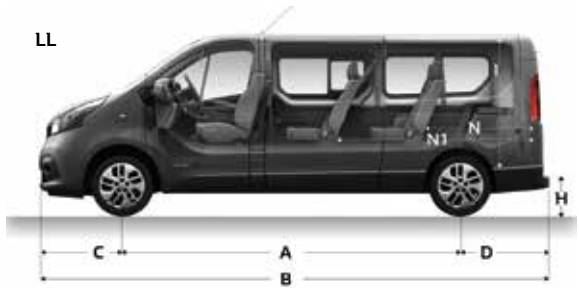
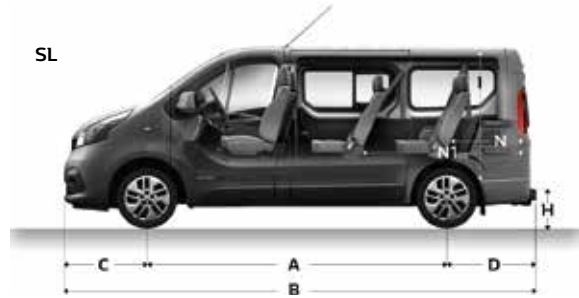
	BUSINESS		SPORT NAV	
	SWB	LWB	SWB	LWB
THE BASICS				
Airbag - front lateral, curtain ⁽³⁾	o	o	o	o
Battery Interface	o	o	o	o
Conversion interface box	o	o	o	o
Delete third row of passenger seats (turns the vehicle into a 6 seater)	o	o	o	o
Hands free key card and engine Start button	o	o	o	o
Key - additional (third)	o	o	o	o
Key - 2 button with selective opening	o	o	o	o
Key - 3 button with selective opening	o	o	o	o
Key - 3 button with selective opening and single door opening	o	o	o	o
Passenger's seat - height and lumbar adjustment with armrest (turns the vehicle into an 8 seater)	o	o	o	o
Smoker pack	o	o	o	o
KEEPING YOU CONNECTED				
Connectivity + TomTom® LIVE 3 year subscription ⁽⁴⁾	o	o	o	o
Live Traffic Information (5)	o	o	o	o
MediaNav multimedia system: 7" touchscreen, Navteq navigation, DAB/FM/AM tuner, 2x20W speakers, Bluetooth® hands-free calls, USB and AUX sockets ^{(1) (6)}	o	o	●	●
Renault R-Link multimedia and satellite navigation system: 7" touch screen with 2x20W radio including AUX input, Bluetooth(R), USB socket and DAB (includes 12 months free TomTom(R) LIVE services) compatible with Android Auto™ ^{(1) (6) (7)}	o	o	●	●
Smartphone cradle	o	o	●	●
Tablet cradle ⁽²⁾	o	o	-	-
TomTom® LIVE 3 years subscription ⁽⁴⁾	o	o	o	o
Western Europe map upgrade ^{(7) (8)}	o	o	o	o
Without MediaNav	●	●	-	-
MAKING YOUR JOURNEY COMFORTABLE				
Cruise control with speed limiter	o	o	●	●
Electric front windows - driver's side 'one touch' descending	o	o	●	●
Engine speed limiter (56mph/90kmh OR 62mph/100kmh OR 68mph/110kmh)	o	o	o	o
Heated driver's seat with non heated passenger 2 seat bench ⁽¹³⁾	o	o	o	o
Heated driver's and heated passenger seat ^{(9) (13)}	o	o	o	o
Manual air conditioning with pollen filter	o	o	●	●
Manual air conditioning with pollen filter (front & rear)	o	o	o	o
Manual air conditioning with pollen filter (front & rear) with additional rear heater	o	o	o	o
Steering wheel - leather with cruise control	o	o	●	●
PROTECTING YOU AND YOUR LOAD				
Automatic headlights and wipers ⁽¹⁰⁾	o	o	●	●
Front fog lights	o	o	●	●
Rear parking sensors	o	o	●	●
Rear parking camera ^{(10) (11)}	o	o	o	o
Wheelchair Accessible Conversion	o	o	o	o
Wheelchair Accessible Conversion including a single side folding seat left hand side 3rd row without 3rd row of seats	o	o	o	o
Wheelchair Accessible Conversion without 3rd row of seats	o	o	o	o
WHAT YOUR VAN LOOKS LIKE				
Extra tinted windows ⁽¹²⁾	o	o	o	o
Front bumper, rear tail light column and door rail - body coloured	o	o	-	-
Front bumper, rear tail light column, door rail, door mirror and side moulding - body coloured ⁽¹⁰⁾	o	o	o	o
Left and right side loading doors - glazed with opening windows	o	o	●	●
Metallic Paint	o	o	●	●
Rear doors - glazed, 180°, with rear wipers and rear heated window	o	o	o	o

● = Standard (therefore no cost) o = Optional - = Not available NCO = No Cost Option

(1) For list of compatible Bluetooth devices visit <https://www.cdn.renault.com/content/dam/Renault/master/Services/multimedia/compatibilite-bluetooth/liste-compatibilite-bluetooth-r-link.pdf> (2) Not available with 2x15W DAB radio & CD player with AUX input, Bluetooth and USB socket OR Renault MediaNav OR Renault R-Link (3) Lateral airbags not compatible with passenger bench seat - curtain airbag only (4) Must be taken with Renault R-Link (5) Must be taken with Renault MediaNav (6) Not available with Digital tachograph (7) Must be taken with Cruise Control (8) Must be taken with Renault MediaNav or Renault R-Link (9) Must be taken with a single passenger seat (10) Must be taken with front fog lights (11) Must be taken with automatic headlights (12) Must be taken with either glazed tailgate or glazed rear doors (13) Must be taken with front lateral airbag

Dimensions

TRAFIC PASSENGER



DIMENSIONS (MM)

	SL27	LL29
A Wheelbase	3,098	3,498
B Total length (with tailgate open / rear doors open)	4999 (6129 / 5814)	5399 (6529 / 6214)
C Front overhang	933	933
D Rear overhang	968	968
E Maximum width (without door mirrors)	1,956	1,956
F Maximum width (with door mirrors)	2,283	2,283
G Maximum height (unladen)	1,971	1,971
Maximum height (laden)	1,910	1,912
H Sill height (unladen)	552	552
Ground clearance	160	160
Elbow room	1,624	1,624
Front interior width	1,652	1,652
I Headroom	1,387	1,387
Rear door width - top	1,368	1,368
J Rear width - bottom	1,391	1,391
K Width between wheel arches	1,268	1,268
L Maximum interior width	1,662	1,662
M Sliding door width (maximum)	907	907
Height of side door opening	1,284	1,284
N (N1) Cargo area length (Without 3rd row of seats)	734 (1,650)	1,134 (2,050)

Technical Specifications

dCi 120	
Emissions level	Euro 6c (6.2)
Max number of seats	9
Warranty	3 years - 100,000 miles warranty 3 years road side assistance
ENGINE	
Engine type	R9M 415
Engine capacity	1,598
Injection type	Common Rail
Fuel type	Diesel
Start/Stop + ESM	No
Number of cylinders	4
Number of valves	16
Bore / Stroke (mm)	80 * 79.5
Particules Filter	Yes (on engine)
Max engine power KW (hp)	89 (120)
Max engine power (rpm)	3,500
Max torque Nm (rpm)	300 (1,750)
Fuel tank capacity (litres)	80
GEARBOX	
Type	Manual
Number of Forward Gears	6
STEERING	
Power assisted steering	Standard
Turns lock-to-lock (PAS)	3.2
Ø Turning circle between kerbs (m)	Short wheelbase : 11.84 Long wheelbase : 13.17
Ø Turning circle between walls (m)	Short wheelbase : 12.4 Long wheelbase : 13.73
DRIVE TRAIN	
Type	Front wheel drive
TYRES	
Tyre size (standard)	215/65 R16
BRAKING SYSTEM	
Servobrake: Single (S), Double (D) - Ø (")	S 11"
Front: plain disc (DP), Vent disc (DV) Ø (mm)	DV: Ø 296x28 - Mono-piston Ø 60
Rear: drum (T), plain disc (DP), Vent disc (DV) Ø (mm)	DP: Ø 280x12 - Mono-piston Ø 41
PERFORMANCE	
Maximum speed mph (km/h)	103 (166)
FUEL CONSUMPTION	
CO ₂ emissions (g/km) (NEDC-BT V-HIGH)	166
Combined - mpg (litres/100km)*	39.8 - 40.4
SERVICE INTERVALS	
Service Intervals	25,000 miles / 2 years

* WLTP figures shown are for comparability purposes; only compare figures with vehicles tested to the same technical procedures. Actual real world driving results may vary depending on factors such as weather conditions, driving styles, vehicle load or any accessories fitted after registration. WLTP is a new test used for fuel consumption and CO₂ figures however until April 2020 the CO₂ figures are based on the outgoing (NEDC) test cycle which will be used to calculate vehicle tax on first registration. Please visit renault.co.uk/configure for WLTP figures for any selected options.

Accessories



Boot Entry Guard

Protect your vehicle from everyday wear and tear.



Parking Sensors

Manoeuvre more safely around town or a worksite with the option of front and rear parking sensors.†



Leather seating

Add an extra touch of class and luxury to your Renault Traffic. Available in Black for the Van range, Crew Van range and Passenger range.*



Balmoral alloy wheels

Give your Renault Traffic a stylish sport look with black Diamond-cut alloy wheels. **For post-registration fitting only.**



Side Steps

Heavy Duty Sidestep / Running Boards stylishly facilitate access in and out of the vehicle.



Towbars

A range of Renault tow bars offer excellent durability and sync perfectly with the ESC system to activate Trailer Swing Assist.

For prices, please refer to the Renault Van Price Guide available at your local dealer and on www.renault.co.uk

*Leather facings with synthetic leather sides and backs. Image shown is not representative of the Crew Van trim level and is for illustration purposes only. †Rear parking sensors are not compatible with factory fit rear parking sensors.

Accessory Range

OPTIONS

DESIGN

Sport+ Pack - Sport+ striping and decals, LEDs, Side steps/bars, Front spoiler plus fog light surrounds, High level rear spoiler

LWB Sport Pack + with chrome bars

LWB Sport Pack + with side steps

SWB Traffic Sport Pack + with chrome bars

SWB Traffic Sport Pack + with side steps

Balmoral Alloy Wheel and tyre (set of 4)*

Side chrome bars SWB

Side chrome bars LWB

Chrome mirror covers

Front air deflectors

Traffic Side steps SWB

Traffic Side steps LWB

Vinyl Seat Coversl - (Passenger range - 9 seats)**

LEATHER

Leather - (Van range - 3 seats)**

Leather - (Crew Van range - 6 seats)**

Leather - (Passenger range - 9 seats)**

Artisan Leather -(Van range - 3 seats)**

Artisan Leather -(Crew Van range - 6 seats)**

Artisan Leather -(Passenger range - 9 seats)**

CHEVRONS

H1 Full Rear (Standard Height Chevron)

H1 without window panel (Standard Height)

H1 lower half height

Top half

PROTECTION

Heavy Duty Pack - Front rubber mats, rear boot entry guard, Heavy Duty seat covers

Protection Pack - Alarm, Boot Entry Guard, Front Parking Sensors, Rear Parking Sensors

Protection Pack (Light)

Ply lining - Traffic SWB

Ply lining - Traffic SWB crew van

Ply lining - Traffic LWB

Ply lining - Traffic LWB crew van

Alarm - Thatcham Category 1

Boot Entry Guard

PROTECTION CONT

Front Parking Sensors

Rear Parking Sensors (not compatible with factory rear parking sensors)

Rubber Mats (1st Row)

Textile Mats

Heavy Duty seat covers in black, front seats

Window Grill for Tailgate

TRANSPORT & TOWING

Roof Rack Pack – SWB, Low roof (including roof rack and ladder)

Roof Rack Pack - LWB, Low roof (including roof rack and ladder)

Standard Towbar + 13 Pin Electrics

Removable Towbar + 13 Pin Electrics

Interior roof rack SWB (L1) only

MULTIMEDIA

Focal Music Speakers 4.0

READY 4 WORK

Traffic Standard Storage System – offside racking (L1)

Traffic Standard Storage System – offside racking (L2)

SAFETY

Traffic rear step

Traffic rear step with sensors

One Additional Key

DeadLock Kit-Front Door

DeadLock Kit-Passenger Front Door

DeadLock Kit-SideLoading Door

DeadLock Kit-Passenger SideLoading Door

DeadLock Kit-Rear Door

OBD Port Protector-Kit

Deadlock 4 Door Set-Driver,Passenger,Side Loading, Rear bar

Deadlock 2 Door Set-Side Loading, Rear bar

SlamLock 2 Door Set - Side Loading, Rear Bar

ArmourShell 2 Door Mini Set- Side Loading, Rear bar - Black

SlamHandle 2 Door Set - Side Loading Rear bar - Stainless Steel

SlamHandle 2 Door Set - Side Loading Rear bar - Black

PedalBox-Standard Kit (Manual)

Kenwood Dashcam

I-Care

Renault Pro+, the specialist brand



Renault have been part of the LCV market for over a century and we pride ourselves on providing you with versatile and innovative solutions in both our products and services.

Our award winning products, services and commitments give us a strong foundation to inspire further creative innovations. We have created a specialist brand, Renault Pro+ Commercial Vehicles, to offer you a tailored approach to suit all your business needs. As our customer, you deserve a high quality experience and we strive to achieve this.

Renault Services

3 Years Warranty

Your vehicle is covered by a warranty package for up to 3 years from date of first registration (unlimited mileage during the first 24 months, followed by a further 1 year limited to a total mileage of 100,000). Your Renault Dealer is able to repair or replace without charge, parts that are found to have a material or assembly defect that is recognised by Renault. The paintwork warranty runs for 3 years and the anti-corrosion warranty for 12 years.

For Warranty Terms and Conditions please visit www.renault.co.uk/warranty.

3 Years Renault Assistance

Should you need it, we'll provide emergency roadside repairs or tow you to the nearest Renault Dealer. This service is available 24 hours a day and is provided for 36 months from the date of first registration. Assistance is provided within the UK & Northern Ireland only at roadside, home and includes national recovery and onward travel. Assistance applies to mechanical or electrical defects which are covered by warranty.

For Renault Assistance Terms and Conditions please visit www.renault.co.uk/assistance

Service Intervals

25,000 miles / 2 years: Traffic all engines and versions

Renault Network Services

No-one is better placed than Renault to maintain, fit and repair your Renault, fast. The Renault Minute (maintenance and repair with no appointment necessary) and Renault Rapide Bodycare (bumper scuffs, dings and dents, windscreen, stone chips and interior repairs...) services deliver the highest level of repair and maintenance and offer a full year's guarantee on Original Renault Parts. And don't forget to have a look at our wide range of additional equipment and accessories!

Renault iCare

Is an innovative Service, Maintenance & Repair product that supplies Business customers with a fully supported, managed hassle free service and maintenance package.

Renault iCare is a "Pay-As-You-Go" product that insures your vehicle is maintained by Renault technical experts when work is required.

iCare provides the following benefits:

- Full Service, Maintenance & Repair cover in the Renault Dealer Network
 - Tyres can be included within the contract at an additional fixed cost
 - Ancillary equipment can also be included (at an additional fixed monthly cost)
 - Excludes: Damage/Neglect/Abuse/Glass & Bulbs
- A fixed, pre agreed pence per mile rate
- No excess mileage charges at the end of the contract
- No pooled mileage administration
- Minimalise downtime

For more information and to obtain a quote based on your requirements, please speak to your local Renault Business dealer or visit www.renault.co.uk/icare

Customer Relations

Renault knows the value of communicating with its customers and we have established effective ways to keep in touch with you. If, after speaking to your local Renault dealership, you are not completely satisfied, please contact the Renault UK Customer Relations Department on 0344 3350000* (Mon-Fri 9.00am to 5.30pm, except Weds 10.00am to 5.30pm. Closed on Bank Holidays). You can also visit our website www.renault.co.uk or write to us at: Renault UK Ltd, The Rivers Office Park, Denham Way, Maple Cross, Rickmansworth, Hertfordshire, WD3 9YS.

Finance options*

There are a wide variety of ways in which the purchase of a new vehicle can be financed. Renault Finance offers all of them, so whether you're a fleet buyer or private buyer, Renault Finance is ideally placed to tell you which plan or combination of plans best suits your needs and circumstances.



Continue the Renault Trafic experience
at www.renault.co.uk/vans



Although every effort has been made to ensure that the information contained within this brochure is as accurate and up to date as possible, Renault U.K. reserves the right to modify its models without notice, including their characteristics, specifications, equipment and accessories. Brochures inevitably become out of date or inaccurate in some respects, in that such characteristics, specifications equipment, or accessories may be changed after the publication date given below and can differ from the descriptions given or the photos displayed. It is therefore necessary to check with your Renault Dealer before purchasing any product that the characteristics, specifications, equipment or accessories of the vehicle on order are as advertised. The colours that appear in this document may differ slightly from the actual paint and upholstery colours.

Renault recommends elf

Prodigious

Photo credits: © Renault Marketing 3D-Commerce, A. Bernier, R. Richter, S. Agnetti, O. Banet, D. Meunier – Printed in EC – 7701 380 810 – 1 January 2019